

# QUARTERDECK

THE PORT MOODY POWER & SAIL SQUADRON



## A MESSAGE FROM YOUR COMMANDER

Hello everyone,

I hope everyone had a safe and exciting summer. We are into our fall season now and courses have started and everyone is bundling up for fall and winter. If you have any new and exciting things to do as a group virtually please let us know.



Commander Steve Dewitt

We have such a social group and it would be great to see all the happy faces of this amazing Squadron. We have the Remembrance Day Ceremony which always brings out many people to watch. This will be a live streamed event this year. So please log in and watch and experience the ceremony. Especially this year. We have so much to remember and be grateful for. All the front-line workers and essential service people. On top of that... All the family members that have their loved ones going out and risking themselves for all of us. Thank you!!

We need to be mindful of making sure we stay safe and at the same time find new and exciting ways to pass the time away. Many of us will be getting our boats set up for the Santa Ships this year. This is not a squadron event. But always fun to get out and see all the beautifully decorated boats. See you out there and treat everyone with respect and compassion.

Be safe out there everyone.

Steve DeWitt

## Inside this issue:

Upcoming Courses	2
Need Help Renewing Your Membership?	2
Upcoming Events!	3
Events Cancelled	4
Events Enjoyed	4
Intro of <b>MOONRAKER</b>	5
Fishbowl Punch Recipe	5
Where to find us, Have A Story?	6
5 Easy Ways to Winterize Your Electronics	6

## What and who we are...

- The Port Moody Power & Sail Squadron always promotes safety first but members also like to have fun, and lots of it! (even during COVID-19)
- Do you have your own VHF? Do you know how to tell if a storm is coming in? Remember how to row a boat? Check out our virtual COVID safe Courses!
- What to adventure and be safe in small socially distanced numbers? This is the Squadron for you!

## FALL SALE! - NEED A BURGEE, SHIRT, HAT OR JACKET?

### SALE!

Buy a hat and shirt combo for **ONLY \$35.00!** (colours are black, white, tan and blue)

### Wish to purchase other items?

We have flags and burgee's which range from \$30-\$40.

and a whole catalog of items to choose from and have our Port Moody Burgee sewn right in. It's easy, just 3 simple steps.

The price you see in the catalogue is the price it actually is!

- 1) Go to <http://www.stormtech.ca/> Pick the items you like.
- 2) E-mail the items number, size & colour to Kirby at [supplies@portmoodypps.com](mailto:supplies@portmoodypps.com)

- 3) Kirby will place the order and let you know when your new swag is ready for delivery or pickup!



## UPCOMING COURSES!



**WHAT:** Boating 2 & 3 Combined

**VIRTUAL GoToMeeting**

**DATE:** January 21st, 2021-April 8th, 2021

**TIME:** 7:00 pm

**CONTACT:** Michelle Warrington  
604-250-5370 or

[cmwarrington@telus.net](mailto:cmwarrington@telus.net)

Boating 2 – Beyond Boating Basics – The PCOC makes sure you have immediate navigation and safety skills but it's just the beginning of what you should know when you get on a boat. In the second of our Boating Series, you

are introduced to the art of navigation, anchoring, ropes, lines and knots – not to mention what to expect when the boat is moving under power. This course also has a number of optional topics that will be taught depending on your interests; these include towing, trailering and a check list for layup and launch. Boating 3 – Introduction to Marine Navigation – The third course in our series explores navigation further as you learn how to plot and label on paper charts as well as what the skipper should be doing before setting out and when under way, handling a boat under sail as well as your environmen-

tal responsibilities and electrical hazards. This course also has a number of optional topics that will be taught depending on your interests; these include tides and currents, canals and locks, and collision regulations.



We are pleased to share the recording of our [NAVIONICS Tips & Tricks Webinar](#) which was held on October 20, 2020. Click on the link above to watch it on our YouTube Channel and please subscribe for more videos!

**WHAT:** Marine VHF Restricted Operators Certificate

**VIRTUAL**

**DATE:** January 11th, 2021

**TIME:** 2:00pm—5:00pm

**CONTACT:** Lynn Meisel 604-219-4525 or

[lmeisel@telus.net](mailto:lmeisel@telus.net)

The Maritime Radio course teaches emergency radio procedures and everyday operating techniques. Learn all about the uses of marine radios, choice of frequencies, operation, phonetic alphabet, procedural words and phrases, as well as Digital Selective Calling and the Global Maritime Distress and Safety Sys-

tem, (DSC/GMDSS). All mariners, including recreational boaters, will want to take advantage of the many features and capabilities of this innovative form “automatic” radio. Secure your lifeline. Be sure that



## NEED HELP RENEWING YOUR MEMBERSHIP?

PMPSS Members,

As you are likely aware, CPS launched a new website and IT system late last year. Although there have been some struggles, the system is mostly working as expected now. I have been working diligently with many members to get logins working correctly and to get members renewed. I have reached out to almost everyone whose memberships expired in the past six months (about 190 members), and would very much appreciate hearing from those who have not replied yet. And I want to thank

Bruce L and Nicole N for helping with calling several people to help them get reclaimed.

Even if you choose not to renew, I would love to hear from you. If you are continuing to have login issues please contact me. If you are trying to renew, please contact me. I am here to help and have access to the support team at CPS. I can also renew you manually with a credit card or cheque. Thank you so much for your support for the squad-

ron; your membership and support is what makes us who we are. Please reach out to me at [membership@portmoodypss.com](mailto:membership@portmoodypss.com). Thanks everyone!!

Cheers

Jenn Doerksen  
PMPSS Member-  
ship



## UPCOMING EVENTS

This year due to COVID-19, the annual Remembrance Day ceremony at Belcarra Public Dock will be replaced with a YouTube livestream. Our goal is the same heartfelt and uplifting event that we do every year. The events began unofficially in 1979, and every year they grew in size to the point where the observers needed to stay on the upper pier since the dock began to sink! The past few years have at-

tracted crowds of over 500 people. We hope to get together at the dock again next year.

**Please tune in on November 11th, 2020 at 10:15 AM PST. The livestream ceremony will begin at 10:30 AM sharp.** Come remember our heroes with us. Thank you!

Click [HERE](#) on November 11th



### Santa's Christmas Ships!



This is not an official Squadron cruise, but many PMPSS members participate in the annual Santa's Christmas Ships parade. All boaters are welcome! To join the Santa Christmas Ships parade, please decorate your boat with lights and or displays for the night-time cruises, please join our virtual skipper's meeting on November 21st, 2020 at 10:00am.

Please email Mike Girard at [somejune@shaw.ca](mailto:somejune@shaw.ca) if you plan to join the parade so we can get an idea of numbers.

#### [GoToMeeting Link](#)

The tentative schedule:

1. December 4th—Tour Inner Harbour cruise, Dollarton
2. December 5th—Harbor Cruz to Deep Cove
3. December 11th—Port Moody Rocky Point Pier
4. December 12th—Belcarra Bay, Bolder Island
5. December 18th—Carrol Holly, Bedwell Bay
6. December 19th—Woodlands, Brighton Beach

The plan this year is to make each night's Santa Ships of the six nights planned cruise locations. This will give the shore-line audience more of a show and more time to enjoy the lights!

### Helpful Night Cruising tips...

#### ALL CRUISES DEPENDANT ON WEATHER AND WATER CONDITIONS

- \* All Cruises start @7pm (19:00 hours) weather permitting, Muster outside of Reed Point Marina breakwater. NO Fog present/predicted or gusty wind conditions
- \* The lead boat will announce start of cruise and check in point, next boats shall call out their boat name and number in flotilla sequence in the light parade. VHF 68
- \* Important to note vessel identity ahead and behind your boat to report any concerns spotted.
- \* Keep sharp eye on waters, report any obstacles or hazards to vessels immediately.
- \* Speed on all cruises will be 5 knots...maintain 3 boat lengths between vessels, travel in the wake of the boat you are following, light will reflect on the water you are about to travel through.
- \* Navigation lights and navigation equipment should be on and running. In any emergency, (loss of lighting/power/etc.) contact lead vessel and vessel following yours.
- \* Should you lose your Christmas lights, alert other boats in the flotilla, navigation light ON, your boat will still be visible.

- \* Ships VHF radio set on Channel 68...keep chats short or change channels. If channel 68 is busy the lead boat will ask all flotilla boats to change to VHF Channel 69.
- \* Exchange cell phone contact numbers for back up communications. Please advise contacts in emails
- \* Stay in line position and if changing for any reason, please advise flotilla and lead vessel, and vessels ahead and astern.
- \* When decorating your vessel consider skipper's sight line and lighting that may compromise night vision. Also very good to have brighter lighting on the stern of your boat, helpful to the boat following illuminating the wake.
- \* We will have vessels with Radar navigation equipment leading and tailing the flotilla as a minimum.
- \* Safe navigation, keeping all participants out of harms way is the greatest concern. Seasoned Skippers will help less experienced skippers, ask the question please. Advise any and all concerns which may come to mind.
- \* COVID-19, a very different time we are all in, PLEASE be safe and practice BC Health procedures.

### Watch the last three years' videos

[2019 Santa's Christmas Ships Video](#)

[2018 Santa's Christmas Ships Video](#)

[2017 Santa's Christmas Ships Video](#)



# EVENTS UNFORTUNETLY CANCELLED DUE TO COVID-19

2021 Vancouver Boat Show is sadly cancelled.

For more information click [HERE](#)



## ENJOYED EVENTS

Since our last Quarterdeck in June, we saw some cancelled events due to COVID-19; however, we were also able to successfully plan a couple fun cruises over the summer time.

June's **Southern Cruise** went off without a hitch and just in the nick of time as BC entered into their Phase 3 re-opening.

July saw us cruising to the **Gulf Islands**, which was a newly added cruise from July 31st to August 16th while at the same time, a second cruise with the same dates occurred through the **North's Desolation Sound**.






Thank you very much Jenn Doerksen for your wonderful video from the Desolation Sound which has been posted on our Port Moody Power and Sail Squadron's YouTube Channel. If you haven't already see it, please click on the link to enjoy!

### [August 2020 Cruise VIDEO](#)

The **2nd Annual Pitt Lake** at Osprey Creek North Provincial Park was unfortunately cancelled due to the lingering smoke from the many forest fires. Next Year though!!

Thank you to everyone who posted photos from your cruises, Enjoy!

For additional information on the Port Moody Power & Sail Squadron please visit our [YouTube Channel](#) for the latest videos



## INTRODUCING HEIDI & PETER'S NEW BOAT... MOONRAKER



CONGRATULATIONS!!

### FISHBOWL PUNCH RECIPE

**Prep Time—5 min**

**Total—10 min**

**Servings—9**

Swim (er, drink) with the fishes—Swedish fishes, that is! In an ocean of blue tropical punch with a candy pebble floor, now you can enjoy your favorite college party drink any time you want.

**By Michelle P.**

#### **Expert Tip:**

- Make this drink kid-friendly by leaving out the alcohol and replacing it with lemon-lime soda.
- No need to visit a pet store to find your fishbowls—visit the floral section of your local craft store!



#### **Steps**

1. Mix liquors, sweet-and-sour mix, pineapple juice and sode in a large container. Cover and refrigerate until ready to serve.
2. To serve, divide the Nerds® candy between three fishbowls and place at the bottom of the bowl. Add ice, then arrange the fish around the outsides of the fishbowls, using the ice to hold the fish in place against the glass.
3. Slowly add the punch mixture, dividing equally between bowls. Top each with fruit slices and additional lemon-lime soda, if desired. Serve immediately.

#### **Ingredients**

- 10oz vodka
- 10oz coconut rum
- 6oz blue Curacao liqueur
- 12oz sweet-and-sour mix
- 20oz pineapple juice
- 32oz lemon-lime soda
- Blue food coloring, if desired
- 3small fish bowls (each holding 4-5 cups volume)
- 1box (6 oz) Nerds® candy
- 12-16 Swedish Fish™ candies
- Ice (enough to fill bowls)
- Lemon, lime and orange slices, for garnish

Drinking straws

## WHERE TO FIND US!!

## HAVE A STORY?



**Have a Story?** An amazing adventure? funny fail?  
announcement? article idea? photos?

**Please don't be shy**, send anything  
and everything over to me, your...  
Editor Officer,  
Emily Evans  
**Email:**

[editor@portmoodypss.com](mailto:editor@portmoodypss.com)



## 5 EASY STEPS TO WINTERIZING YOUR ELECTRONICS!

An often-overlooked task when preparing a boat for winter storage is care for the electronics. Even with the simplest of electronic suites, the fall shutdown provides an opportunity to give components a good going-over and make deferred repairs. Look at the bright side of the chore: all the work you do to prepare your boat for winter storage is the first step toward getting it on the water in the spring. Here are some tips to get you started:

### #1 Backup

First on the list of things to do is back up all data stored in the electronics' internal memories. Make sure to back up waypoints from your GPS and chartplotter display. In the event of anything happening to your plotter, at least you'll have your waypoints and route data for the next season. It only takes a few minutes for this insurance policy. Granted, it would take a drastic event to eliminate waypoints during storage, but if the worst case did occur, rebuilding a waypoint library could be a huge undertaking, if it were even possible.

### #2 Secure & Maintain

The second task is to secure gear on-board. If there is any likelihood of things disappearing over the winter, remove them from the boat. The radio, depth sounder, remote controls, wireless keyboards, anything that is not bolted down should be taken home and stored.

If any of the components are unplugged and removed from the boat, give the connections some attention by applying a little dielectric grease to the ends of the cable connectors to keep contacts corrosion free. Put a little dab on a Q-tip and smooth it into the holes in the power and data cables on the backs of the units, covering anything exposed to the air.

Even when components are not being removed, inspect the connector and place a light coating of dielectric grease on the pins. Smear it on and put them back together. Whenever you have electronics in an enclosure, like on a centre console or bridge, pay extra attention. Especially look at metal connectors, like on VHF radios, which are subject to corrosion. If you keep a light film of grease on them, it makes it easier to disconnect them when you need to.

If you are not removing components from the boat, leave them plugged in. Then you don't have to figure out where everything goes in the spring.

### #3 Protect

Once it's determined what is staying aboard, clean the screens and install any covers and protective materials. Snap sun covers over the displays. These protect the screens from impact, rain and snow, and keep UV rays from fading the trim and attacking the chemicals in the LCD display.

### #4 Wrap

One of the best ways to lay-up a boat on the hard for the winter is by using shrink-wrapping. If this is the course you've chosen, be cautious of damage that could happen to antennas and weather stations if not careful. Advise the wrapper to beware of the radar antenna. The shrink-wrap under tension can bend an open array, and it can also crack a radome. Put a wooden frame over the radar to keep the shrink-wrap off of it.

### #5 Power Down, Inspect & Record

Finally, switch off the power, turn off all breakers and make a thorough sweep of the boat, removing all disposable batteries. Wireless remotes for an autopilot and wireless keyboards will have batteries or a battery pack. Pull out those batteries so they don't freeze or leak acid.

This is a good time not only to prepare for winter storage, but also for a few general maintenance inspections.

Inspect the condition of transducers, check for fouled speed impellers and lubricate O-rings. Open the radome or the open-array gear-box and examine for loose connections, corrosion or broken wires. Do a general close visual inspection on everything before the boat is stored. Along with the general visual inspection, now is the time to inventory all on-board electronics. I suggest recording all model and serial numbers of the electronics incase of theft. You will need these for police reports and insurance claims, and they also help if you need to contact technical support during the off-season.

Weather proofing your boat's electronics is a simple process that will ensure a smoother start next spring.

This article was featured in *Pacific Yachting's* October 2019 issue — DEANE HISLOP