

From: Bluenose Squadron Bridge Team ss-blunose@cps-ecp.org
Subject: [Test] Special Edition: Summer 2022 Squadron Newsletter. 🚢🚢🚢
Date: June 5, 2022 at 7:36 AM
To: >> jimpeerless@outlook.com

JP

Bluewater

Special Summer 2022 Edition

- Issued June 11, 2022 -

Canadian Power & Sail (CPS-ECP) Bluenose Squadron serves all of western Nova Scotia. However, students can take a course with any squadron and then join Bluenose Squadron when desired.

You are encouraged to share our newsletters with anyone that has an interest in boating!

[Find us on Facebook](#)

[View this email in your browser](#)



The News



1. Squadron AGM minutes - Click [HERE](#) to read all that happened at our 2022 AGM. Some great photos from the special presentation of sailing southern Newfoundland.

2. Member Benefits - The Latest: Click on this photo!



3. We are very pleased to announce that Bluenose Member, Bill Towndrow of Lunenburg, has joined your executive (Bridge) as our Assistant Education Officer. Great to have you onboard to help, Bill!

4. More good news: Bluenose Member, Chris Borgal, has joined us as an Officer at Large and has volunteered to help us schedule some social activities this summer. *Good on ya, Chris!*

5. Also In this issue:

- Door-Prize Winners at our AGM of May 5th;
- Pre-launch Checklist (another version);
- Courtesy Vessel Checks this summer;
- Shining Waters Flare Collection Day;
- How to Fly Flags & Burgees;
- Atlantic Boating Logbook;
- Reviving our Member Roster;
- Commander's Corner;
- Challenge from Environment Officer;
- Quiz Time;
- Squadron Burgee Availability;
- Squadron Embroidered Shoulder or Pocket Patch.

6. This just in: Standby for a major (and we mean *Major*) rebranding of Canadian Power & Sail Squadrons in the coming months! (Ref: page 33 of Canadian Yachting June issue)

Winners of our 2022 AGM Door Prizes:


Two nights berthing or mooring at Brooklyn Marina: G. John Smith is the winner!



Two PFDs from Mahone Marine: One blue, one red: The winners were: Ernest Eddy who selected the red PFD and Dan White who was awarded the blue PFD.



Two nights on the Labour Day weekend at the new dock from Mahone Bay Civic Marina: Chris Borgal is the winner!



[Course Calendar](#)

Some Atlantic District Squadron courses are winding down or completed by this date. Others, such as the PCOC and Marine Radio courses, are always available online and/or via home study. For the latest courses planned and available please go to the [Course Calendar](#).

This Recent Addition:

[New Online Course: Weather for Boaters](#)



Winds, waves, fog, lightning, hail, tornadoes hurricanes! The wise boater respects and anticipates mother nature's many moods. Beyond "red sky in the morning", this course provides boaters with the tools to find and accurately interpret weather reports and forecasts, and to develop keen judgments in "reading" the sky and sea for optimum boating safety in and around Canadian waters. Newly developed for adult learners, this course will measure learning success not by closed-book, memory-work exams, but by practical, open-book applications of learned concepts to actual boating situations.

Course material is available online 24/7. This is a cohort-based format with a specific start and end date. You will take this course with a specific group of fellow students. There will be an online meeting one evening per week to answer questions that students may have.

For more information please contact our Education Officer, Bob Rutherford at email: seo-bluenose@cps-ecp.org or telephone 902-440-0312.



Wear Your Lifejacket or PFD - Always!

Have an enjoyable boating season!

Here is another pre-launch checklist that we have found to be useful:



Spring Pre-Launch Checklist

Pre-Launch Checklist Before launching a boat for the first time each season, please complete the following checklist to reduce your chances of an unpleasant boating experience. We also recommend an annual review of your Owner's Manual.

-
- | | | |
|---|--|---|
| <input type="checkbox"/> Check your safety equipment. Look at the required equipment in the Safe Boating Guide and make sure you have all the equipment needed. | <input type="checkbox"/> Check the fuel system. Inspect fuel fittings and hoses; replace if cracked or showing other signs of stress. Probably good to replace the fuel filters as well. | <input type="checkbox"/> Pump antifreeze from water tank; flush several times with fresh water. Check system and pump for leaks and operation. Fill tank. |
| <input type="checkbox"/> Inspect your life jackets. In addition to making sure you have a properly sized wearable life jacket for each passenger, check each life jacket for mildew, rot and tears in the material, seams and straps. Discard and replace any damaged life jackets. | <input type="checkbox"/> Check for winter damage. Inspect non-metallic thru-hulls; they get brittle with age and winter ice can crack or loosen them. Look for hoses that have been forced off or split from freezing. Check for hull abrasions, scratches, gouges, etc. and repair. | <input type="checkbox"/> Check electronic gear. Get fresh batteries for portable electronic gear, radios, hand-held GPS and flashlights. Inspect connections on lights and the horn and other equipment wired in to the boat. |
| <input type="checkbox"/> Check fire extinguishers. Make sure the fire extinguishers are properly charged or buy new ones. | <input type="checkbox"/> Check fittings. Thru-hull fittings below the waterline should be tight; sea valves should operate freely. Make sure the boat plug is plugged in and in good condition before you launch. | <input type="checkbox"/> Inspect dock and anchor lines for chafing. Replace lines if they show signs of wear. |
| <input type="checkbox"/> Test smoke and carbon monoxide alarms and gasoline fume detector. | <input type="checkbox"/> Check, test and lubricate seacocks. | <input type="checkbox"/> Examine sailboat rigging: Check for signs of corrosion and wear and for leaks where chain plate mountings come through the deck. Inspect stays for fraying and "fish hooks" |
| <input type="checkbox"/> Check the pleasure craft licence. Check that the numbers on your bow are in good condition and legible. | <input type="checkbox"/> Check shaft, cutlass bearing, strut and prop | <input type="checkbox"/> Check mast and spreaders for corrosion or damage, forestay and backstay connections. |
| <input type="checkbox"/> Make sure you have your Pleasure Craft Operator Card. A Restricted Operator Certificate is required if you operate a VHF radio. | <input type="checkbox"/> Check the oil. Creamy brown or gray engine or drive oil has water in it and a mechanic should find the source of the leak before you start the engine. | <input type="checkbox"/> Check masthead fitting and pulleys. |
| <input type="checkbox"/> Check the first-aid kit. Replace any supplies that were used last season or have passed the expiration date. | <input type="checkbox"/> Inspect cooling hoses and fittings for stiffness, rot, leaks and/or cracking. | <input type="checkbox"/> Check and lubricate roller furling. |
| <input type="checkbox"/> Review your boat insurance policy and update coverage if needed. | <input type="checkbox"/> Check your batteries and ensure they are fully charged and that the electrolyte level is adequate. | <input type="checkbox"/> Check halyards and consider replacing or swapping end for end. |
| <input type="checkbox"/> Check the boat trailer. Inspect trailer tires for wear and inflate properly. Check the trailer frame for rust spots; inspect the wheel bearings and re-pack if necessary. Test the trailer's lights before towing. | <input type="checkbox"/> Check exhaust fan or bilge blower removes dangerous vapours. | <input type="checkbox"/> Tape tumblers, cotter pins, and spreaders. |
| <input type="checkbox"/> Open hatches to ventilate boat throughout. Check passive ventilation that allows air to flow through below decks. | <input type="checkbox"/> Check the bilge, and pump out if necessary. Check for oil. | <input type="checkbox"/> Hook up and check marine radio, GPS receiver and antenna. |
| | <input type="checkbox"/> Check fluid levels of the transmission, coolant and power trim. | <input type="checkbox"/> Check charts: Do you have a current chart aboard? Channel markers and buoys may be out of position due to ice movements so take extra care. |
| | | <input type="checkbox"/> Check engine spares—oil filter, fuel filter, impeller, belt, fuel pump, etc. Replace as necessary. |
-

Recreational Vessel Courtesy Checks (RVCCs)

Marcel Simard, our Bluenose RVCC Officer, is offering Recreational Vessel Courtesy Checks this summer. By appointment please. They are FREE!

If your vessel meets all the safety requirements listed for your vessel size in the [Safe Boating Guide](#) you will get a sticker like the one below for your vessel.



If you don't have everything you need, don't worry. Marcel will explain exactly what you should have on board. And, you get to ask any questions and get advice from a long-time CPS member and Instructor with over 40 years of boating experience.

Once you are boating safely, you're not just saving \$200 or more in potential fines if your vessel is boarded by [Law Enforcement Officials](#), but you could be saving your life.

Incidentally, a partial list of fines can be found on page 57 of the Safe Boating Guide.

To book a Recreational Vessel Courtesy Check for your pleasure craft contact Marcel at jrm.simard@gmail.com or call 902-790- 6464

For more info see : [Transport Canada About the Pleasure Craft Courtesy Check Program](#)





**Here, again, is the current list of CPS-ECP courses
that are offered at various times of the year:**

Required certification courses:

Maritime Radio (Restricted Operator's Certificate [Maritime])
Boating 1 - Boating Basics (Pleasure Craft Operator Card known as 'PCOC')

Boating Series Courses:

Boating 2 - Beyond Boating Basics
Boating 3 - Introduction to Marine Navigation
Boating 4 - Near Shore Marine Navigation Level 1
Boating 5 - Near Shore Marine Navigation Level 2
Boating 6 - Offshore Marine Navigation Level 1
Boating 7 - Offshore Marine Navigation Level 2

Elective Courses:

Electronic Marine Navigation
Radar for Boaters
Boat and Engine Maintenance
Extended Cruising (Living on a Boat)
Sailing
Weather for Boaters

The more knowledge you have, the more enjoyable boating becomes.



Shining Waters Marina

Flare Disposal Day and Safety Equipment Information



Do you have expired flares?

You can't light them, throw them in the water or in your household garbage.

Halifax, Bluenose & Alderney Squadrons with Shining Waters Marina are hosting a
Safety Equipment Education and Flare Disposal Day

Learn about required safety equipment, the care and maintenance of that equipment and how to safely and effectively use flares when needed.

DATE: June 25, 2022

PLACE: SHINING WATERS MARINA, 148 Nautical Way, Tantallon, NS

TIME: 9:00 am to 3:00 pm


In accordance with Transport Canada requirements, flares are approved for four years from the date of manufacture. Typically, this means that you need to replace your flares every third or fourth boating season and dispose of the old ones. If they have expired or will expire during the boating season, you must replace them... it's the law!

For more info, call **Catherine Lunn** at **902-220-0003** or email catherine.lunn@novascotia.ca

Shining Waters Marina at 902-826-3625



How to Fly Flags & Burgees



Canada's Safe Boating Guide:

https://tc.canada.ca/sites/default/files/migrated/tp_511e.pdf



Transport
Canada

Transports
Canada




TP 511E



Please pass this newsletter along to anyone who might benefit from its contents!





2022 Atlantic Boaters' Logbook

This little logbook is full of useful references and is available at many yacht clubs and marinas this summer. It is a convenient size measuring 5.75 inches x 8.75 inches.

It is FREE to boaters!


For examples, here are two pages of useful info that were input by our Squadron:

VHF RADIO TIPS	
To operate a Marine Radio, you are required by law to have the Restricted Operator Certificate (Maritime). Get your certificate at: boatingcourses.ca	
PHONETIC ALPHABET:	
A ALPHA	N NOVEMBER
B BRAVO	O OSCAR
C CHARLIE	P PAPA
D DELTA	Q QUEBEC
E ECHO	R ROMEO
F FOXTROT	S SIERRA
G GOLF	T TANGO
H HOTEL	U UNIFORM
I INDIA	V VICTOR
J JULIETT	W WHISKEY

K	KILO	X	X-RAY
L	LIMA	Y	YANKEE
M	MIKE	Z	ZULU

EXAMPLE OF AN EMERGENCY DISTRESS CALL AND MESSAGE:
(The "Mayday" call denotes the most serious of emergencies, and should ONLY be used when you, or your boat, face grave or imminent danger.)

Call and Message (Use Channel 16):
MAYDAY, MAYDAY, MAYDAY
This is
BOAT NAME AND NUMBER (REPEAT 3 TIMES)
example: SEADOG CF4491, SEADOG CF4491, SEADOG CF4491
YOUR POSITION example: position two miles south of Merry Island
YOUR SITUATION example: have struck a log and am taking on water.
BOAT DESCRIPTION example: two seven foot Bayliner, white with orange stripe.
NUMBER ON BOARD example: three people on board, one injured
YOUR STATUS example: preparing to abandon ship with lifejackets, no dinghy
MAYDAY, BOAT NAME example: SEADOG
OVER

BoatingCourses.ca 

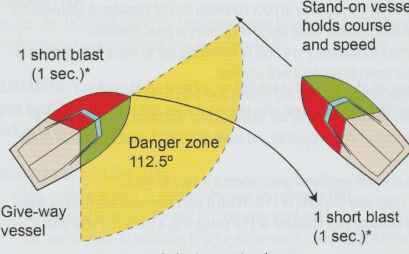
Canadian Power and Sail Squadrons | www.cps-ecp.ca | 1-888-CP5-BOAT

CPS-ECP BOATING TIPS

BEFORE YOU DEPART:

<input type="checkbox"/> Check the Weather: Marine Weather Reports Windy Weather.to.boat.ca	<input type="checkbox"/> Check your fuel: How far - how much fuel is required? 1/3 to get there, 1/3 to get back, 1/3 in reserve
<input type="checkbox"/> Leave a Trip Plan: Where are you going? Does a responsible person know your plans and when to expect your return?	<input type="checkbox"/> Check your equipment: Check the boat, safety equipment (PFD's for everyone on board), VHF radio, navigation equipment, maps, etc.

STAND-ON AND GIVE-WAY VESSELS – Who has the Right of Way?



Stand-on vessel holds course and speed


Give-way vessel


1 short blast (1 sec.)*

Danger zone 112.5°

*not sounded in International waters

In the above graphic the arc displaying the red light shows an approaching vessel that you are the Stand-On vessel and have the right of way. The other boat is the Give-Way vessel and must keep clear of your boat. The green arc informs another boat that it is the Stand on vessel and has the right of way so you must take appropriate precautions. For this reason, the green arc is known as the danger zone.


open camera, and scan to learn more

BoatingCourses.ca 

Canadian Power and Sail Squadrons | www.cps-ecp.ca | 1-888-CP5-BOAT





Reviving our Member Roster

*Hello Fellow Bluenose Members
Welcome to Summer 2022*

We are 61 members in the Bluenose Squadron. We all share a passion for our vessels and adore our time on the water. I know you take note of other vessels and often wonder her details. Your Bluenose executive team has, in the past, compiled a list of members' vessels and shared that with interested Bluenose members. We are thinking that it would be fun to revive this idea and again share details of our vessels with each other. Therefore, for those interested, I am proposing to again compile our vessel details and share them our fellow Bluenose members.

If you prefer not to share any of your vessel details, then simply let me know in a brief e-message.

If you would like to share and be part of this notion, please e-mail the following details about your vessel to me @ jamesivormcmillan@gmail.com:

- Your Name
- Boat Name
- Power, sail, row, paddle, etc.
- Home Port (or close to where she resides during 'the season')

- Type
- Length
- Hull colour
- MMSI number

Also, to make this even more enjoyable (and convenient), please attach a picture of your vessel to your submission. I will compile all this information and share with your fellow Bluenose members. Thank you for being part of Bluenose.

BTW: I have included a picture of my wee vessel above.

Best,
 --Jim McMillan
 Squadron Membership Officer
jamesivormcmillan@gmail.com



Commander's Corner

So much news. So much to do.

But in case you didn't notice, Marcel, our Environment Officer, has an interesting new summer activity planned. Timely, appropriate, and EVERYONE can participate.

A beach cleanup contest that can be done on your schedule with prizes!



Bluenose Squadron Executive (Bridge) **Contacts:**

Laura Webber
 Commander
cdr-bluenose@cps-ecp.org
 902-627-2778

Don White

Please save the details so you can refer to them when you are ready to join in this initiative.

Always feel free to say, "Hi" when you see our Bluenose Burgee or CPS-ECP flag proudly displayed.

Laura Webber
Bluenose Squadron Commander

cdr-bluenose@cps-ecp.org

902-627-2778

Dan White

Financial Officer

Executive Officer

Instructor

sfo-bluenose@cps-ecp.org

902-472-2102

Bob Rutherford

Education Officer

Instructor

seo-bluenose@cps-ecp.org

902-440-0312

Bill Towndrow

Assistant Education Officer

williamtowndrow@gmail.com

902-521-2452

Jim McMillan

Membership Officer

smo-bluenose@cps-ecp.org

902-599-2807

Bruce Kelley

Marketing & Public Relations Officer

spr-bluenose@cps-ecp.org

902-483-1092

Marcel Simard

Environment Officer

RVCC Officer

Instructor

rvcc-bluenose@cps-ecp.org

902-790-6464

Chris Borgal

Officer at Large - Social Events

chris@gbca.ca

416-524-7410

Jim Peerless

Secretary

Communications & Admin Officer

ss-bluenose@cps-ecp.org



As Bluenose Members, what can we do to help the Squadron to function?

We can each recommend CPS-ECP Bluenose courses
to any new boaters that we encounter!

Forwarding this newsletter to them is a start.

Boater's Enviro Challenge



Adopt an Anchorage or a Cove

As boaters, we regularly see garbage littering the shorelines of the many coves and anchorages we frequent. This garbage is becoming more and more unsightly, not to mention the harm it does to the environment! There are several shoreline clean-up groups in Nova Scotia, but they are often unable to reach some of the more remote coves and islands where we are able to anchor. **CPS members are the ideal answer to accessing these hard-to-reach locations.**

The following link shows [Shoreline Debris Collection Data](#) for the last 3 years in Nova Scotia by the various shoreline collection groups in Nova Scotia.

Our Environment Officer, Marcel Simard is challenging the members of Bluenose Squadron

to “adopt” a cove, a favourite anchorage, or an island where you will clean up the shoreline. Keep a record of what you collect and complete and submit a [Data Tally Card](#) to Marcel Simard at jrm.simard@gmail.com. The completed Data Tally Cards will be forwarded to the appropriate shoreline clean-up group and be added to the Provincial [Shoreline Debris Collection Data](#) spreadsheet.

Take photos of the kinds of things you collect and forward them to Marcel as well!

Prizes! Prizes! Prizes!

Winner's: You have your choice of a CPS Course* if you have:

- The greatest number of completed Data Tally Cards – maximum is one per cove or anchorage or scooped from the water per day for the contest period. The contest period runs now to Labour Day (September 5th).
- The most unique item found (to be decided by Bluenose's Executive Committee).

*Course fee maximum value \$250



[Atlantic Used Oil Management Association \(AUOMA, NS\)](#)

This is **interesting... and useful recycling information**. Just put in your postal code to find the places near you. Hint: there are many of them! [Click here for more.](#)





Quiz Time

True or False:

1. Flares are not required for a boat with a primary hull colour that is red but only if all PFDs onboard are also red.
2. The number of flares required may be reduced by 50% (the number of smoke signals cannot exceed 50% of the number of smoke signals given in the Safe Boating tables) if the boat has one of the following:
 - a means of two-way communication;
 - a 406 MHz personal locator beacon that is worn by the boat operator; or
 - a 406 MHz emergency position-indicating radio beacon.

The correct answers can be found at the end of this newsletter. Look for this ship's wheel:





Above is our Bluenose Squadron burgee! Looks great, doesn't it?! If you want one please contact Financial Officer, Dan White. The price is currently \$30 taxes in which is a tiny bit more than they cost to produce. We ask you to pay any postage costs. When we order a new batch the price may have to rise as necessary to cover Squadron cost.

Dan White: sfo-bluenose@cps-ecp.org

And, here is our Bluenose Squadron Embroidered Patch. Looks smart on your boating jacket or sweater! The current price is \$12 taxes in. We ask you to pay any postage costs. Again, please contact Dan White to get one. sfo-bluenose@cps-ecp.org



Next Newsletters?

This was a special (extra) edition of our newsletter issued due to incoming time-sensitive information that needed to get to our readers!

The next Bluenose Squadron Newsletters being planned for October 2022 (Fall), December 2022 (Seasons Greetings), February 2023 (Winter) and April 2023 (Spring).

- Jim Peerless, Secretary, Administration & Communications
ss-bluenose@cps-ecp.org



The correct answers to our quiz this time:

1. **False!**
2. **True!**

For both answers refer to the [Canada Safe Boating Guide](#) page 19, Note 2.

Our mailing address is:

297 Fox Hill Avenue
Kentville, NS. B4N 5A7

Want to change how you receive these emails?

You can [update your preferences](#) or [unsubscribe from this list](#).

